

Funding your COL account via **CHINABANK** mobile app

(Online Bills Payment)



Stay Safe from Scams!

Important Reminders When Adding and Withdrawing Funds to Your COL Account:

1. USE OFFICIAL BILLS PAYMENT CHANNELS ONLY

Fund your COL account via online or over the counter BILLS PAYMENT through our partner banks and e-wallets. See the full list [here](#).

2. COL WILL NEVER ASK YOU TO:

- Send money outside our official funding channels.
- Deposit to an individual's savings account.
- Hand over cash or authorize someone else to deposit or receive cash for you.

3. NO ADDITIONAL TAXES OR FEES FOR WITHDRAWALS

- ✓ Taxes on trading are deducted automatically within your COL account.
- ✓ COL does not charge withdrawal fees.
- Be wary if someone asks you to pay extra to access your funds—it's likely a scam!

4. VERIFY BEFORE YOU ACT

In doubt? Always contact us through our **official customer support channels** for confirmation or if you have any questions or concerns:

Live Chat: www.colfinancial.com

Email: helpdesk@colfinancial.com

Facebook: <https://www.facebook.com/colfinancial>

Your safety is our priority. Stay informed and vigilant to protect your money and investments.

Mag-ingat sa Scam!

Mahalagang Paalala Kapag Nagde-deposit at Nagwi-withdraw sa Iyong COL Account:

1. SA OFFICIAL BILLS PAYMENT CHANNELS LANG MAG-DEPOSIT

Mag-deposit lang gamit ang online o over-the-counter *BILLS PAYMENT* through COL's partner banks and e-wallets. Para sa kumpletong listahan, click [here](#).

2. TANDAAN: HINDING-HINDI GAGAWIN NG COL ANG MGA ITO:

- Ipagde-deposit or papadalhin ka ng cash gamit ang ibang channels na hindi kasali sa COL's partner banks and e-wallets.
- Uutusan kang mag-cash deposit sa isang personal savings account.
- Tatanggap ng pera at mag-o-offer na sila ang mag-deposit para sa'yo.

3. WALANG EXTRA FEES O TAX SA WITHDRAWALS

- ✓ Automatic nang kaltas ang tax sa lahat ng trading transactions sa iyong COL account.
- ✓ Walang dagdag na bayad o "fee" para makapag-withdraw ng cash sa iyong COL account.
- May nagsasabing may babayaran ka bago makuha o ma-withdraw ang pera mo? Mag-ingat—scam 'yan!

4. MAY DUDA? LAGING MAGTANONG!

May tanong o may napansin kang kahina-hinala? Laging gumamit ng **official channel** para makipag-communicate sa COL:

Live Chat: www.colfinancial.com

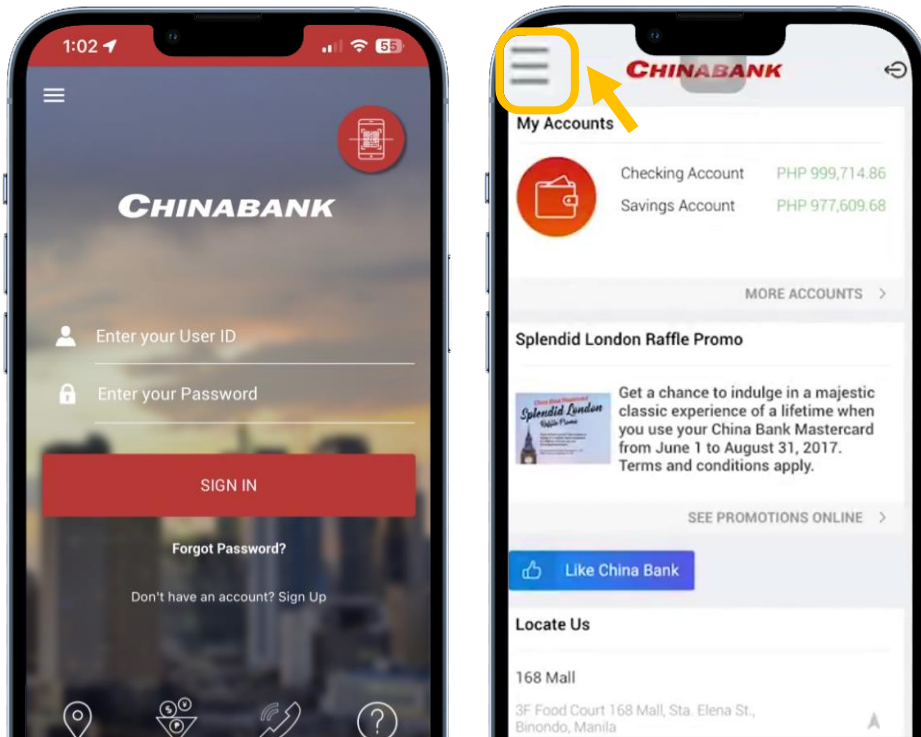
Email: helpdesk@colfinancial.com

Facebook: <https://www.facebook.com/colfinancial>

Your safety is our priority. Maging mapanuri at alerto para protektahan ang pera at investments mo.

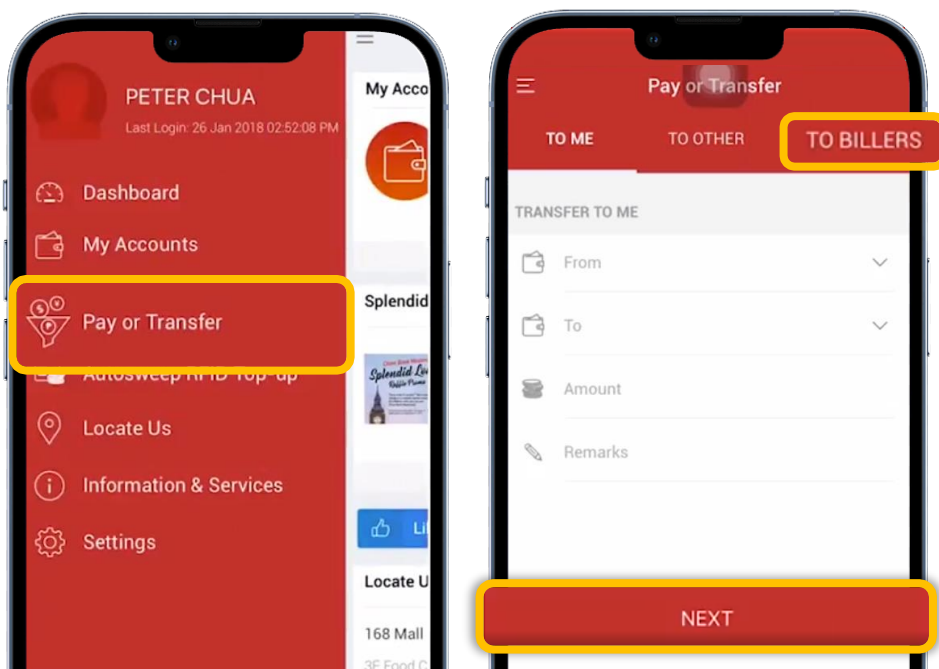
PART 1: Enrolling COL as bills payment merchant via Chinabank mobile app

NOTE: To start funding your COL account using your Chinabank mobile app, you must first enroll COL Financial as a biller (one-time process).



STEP 1

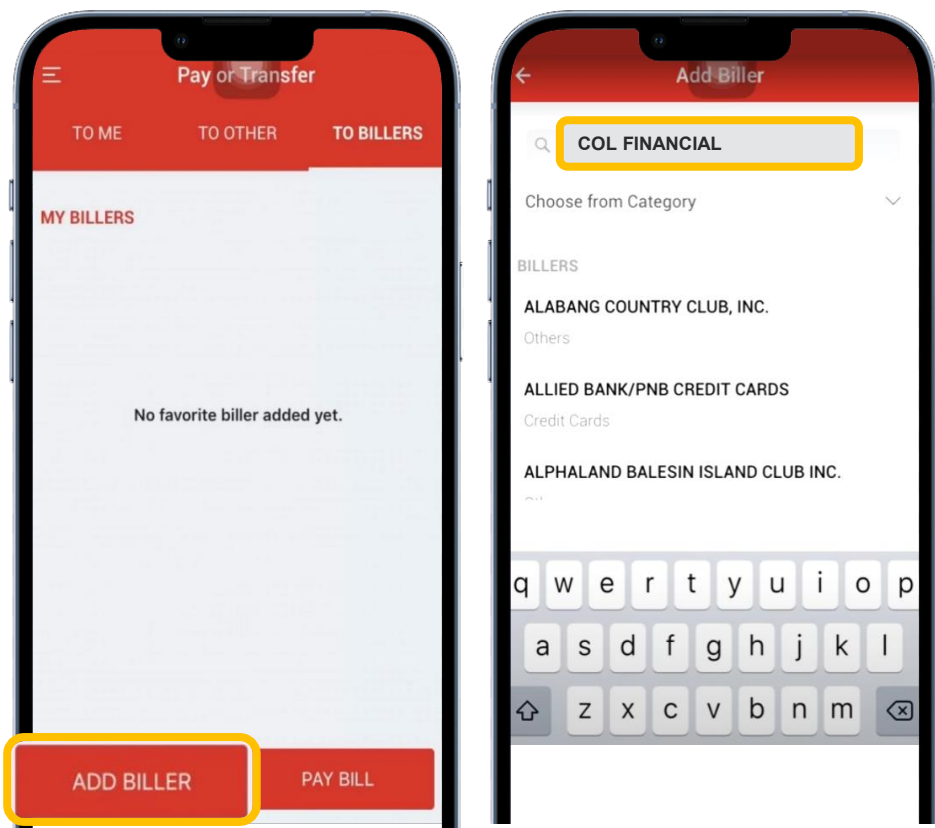
Log in to your China Bank Mobile Banking account and tap the menu icon located in the upper-right corner.



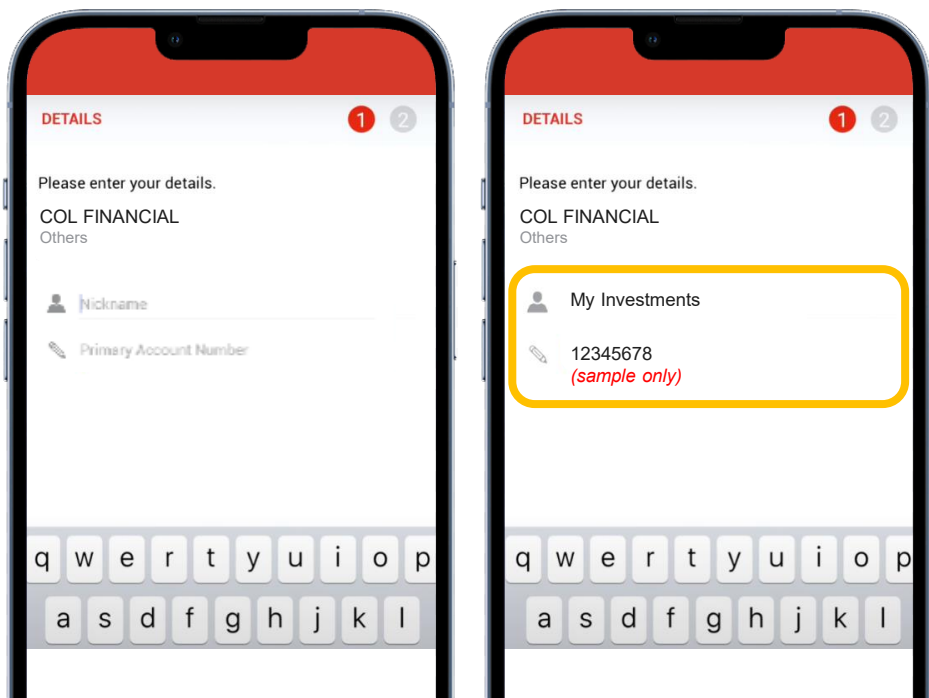
STEP 2

Choose **Pay or Transfer**, select **To Billers**, then tap on **Next**.

PART 1: Enrolling COL as bills payment merchant via Chinabank mobile app

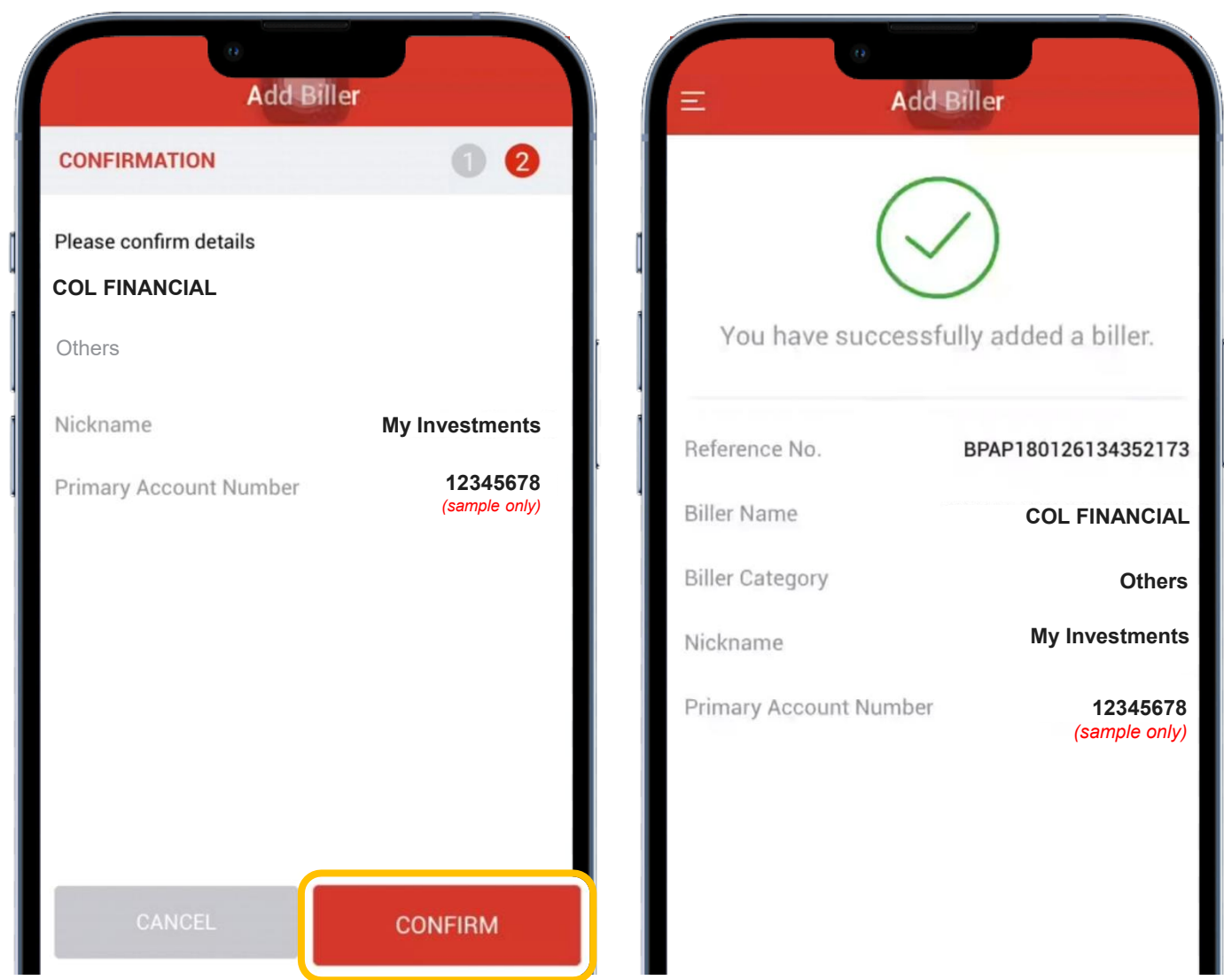


STEP 3
Tap on **Add Biller** and search for **COL FINANCIAL**.



STEP 4
Enter your preferred **Biller Nickname** and your **8-digit COL account number**.

PART 1: Enrolling COL as bills payment merchant via Chinabank mobile app



STEP 5

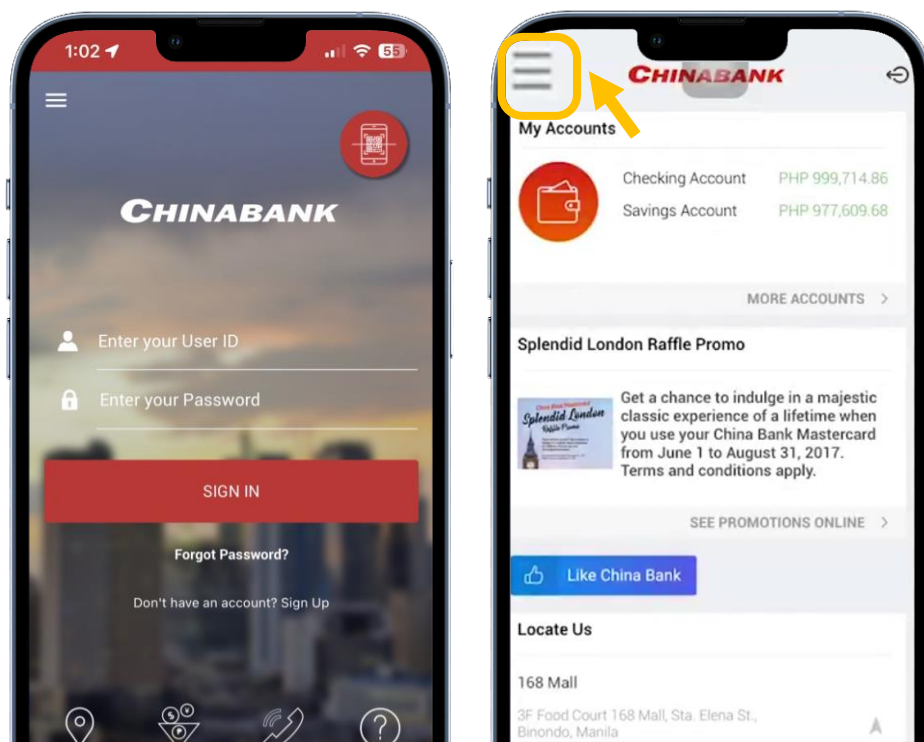
Review your details, then tap **Confirm**.

Once enrolled successfully, you'll automatically be taken to the next page.

PART 2: Funding your COL account via Chinabank mobile app

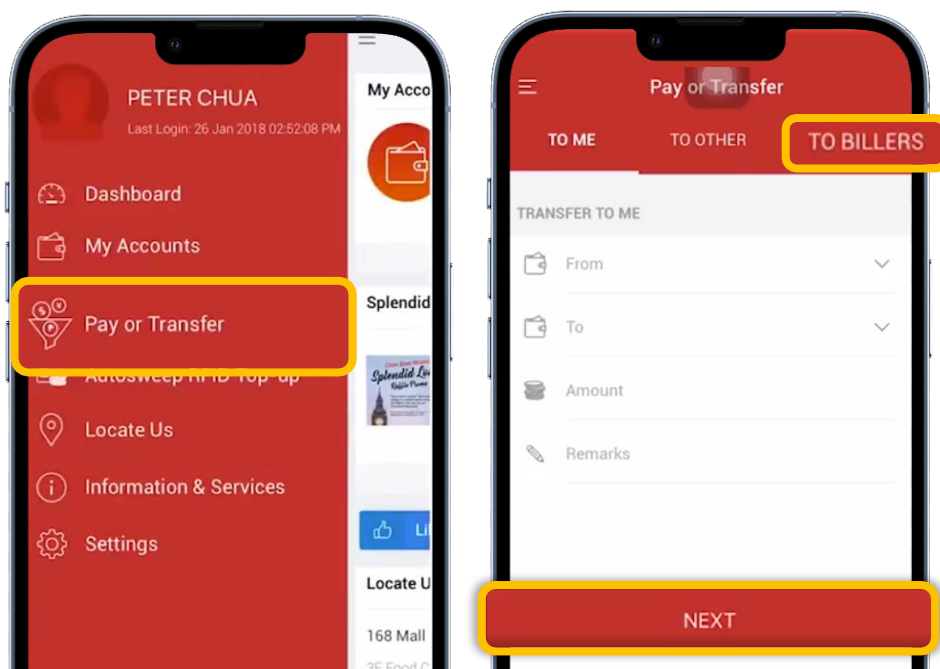
STEP 1

Log in to your China Bank Mobile Banking account and tap the menu icon located in the upper-right corner.



STEP 2

Choose **Pay or Transfer**, select **To Billers**, then tap on **Next**.



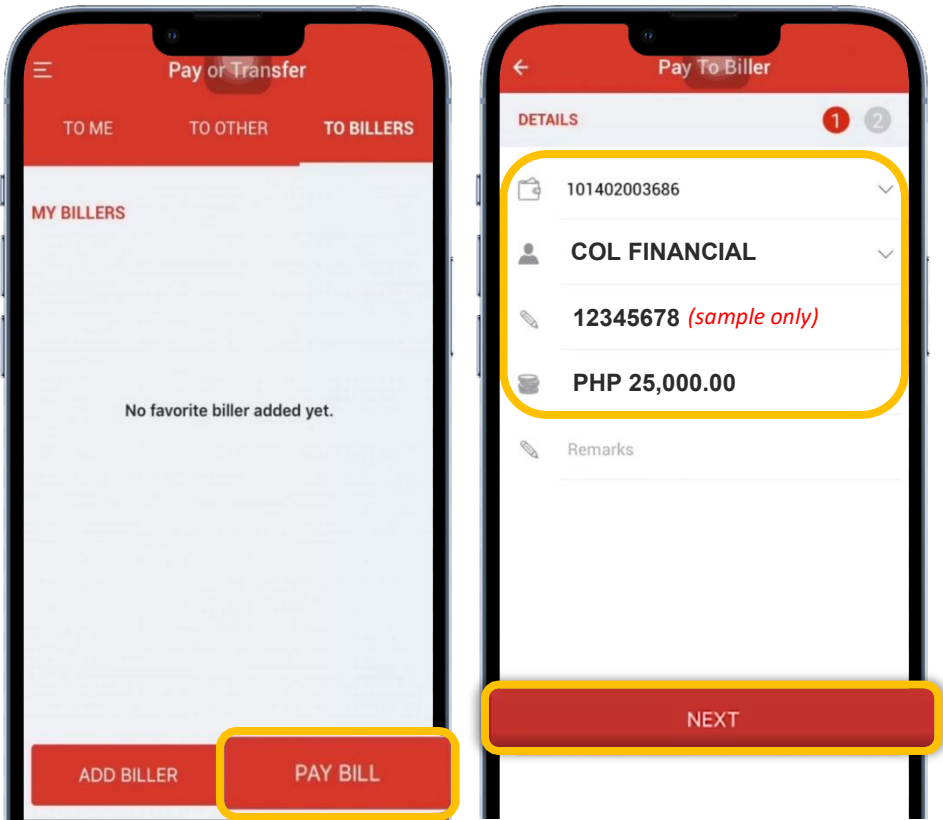
PART 2: Funding your COL account via Chinabank mobile app

STEP 3

Tap **Pay Bill** and use the dropdown menu to your Chinabank source account.

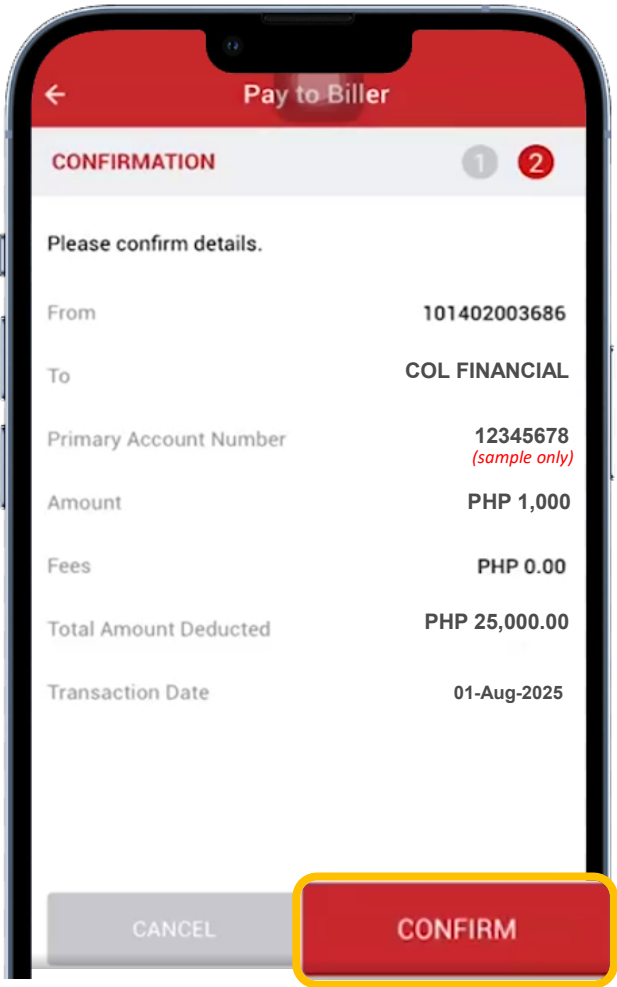
From your list of billers, choose your enrolled COL account and enter your deposit amount.

Tap **Next** to continue.

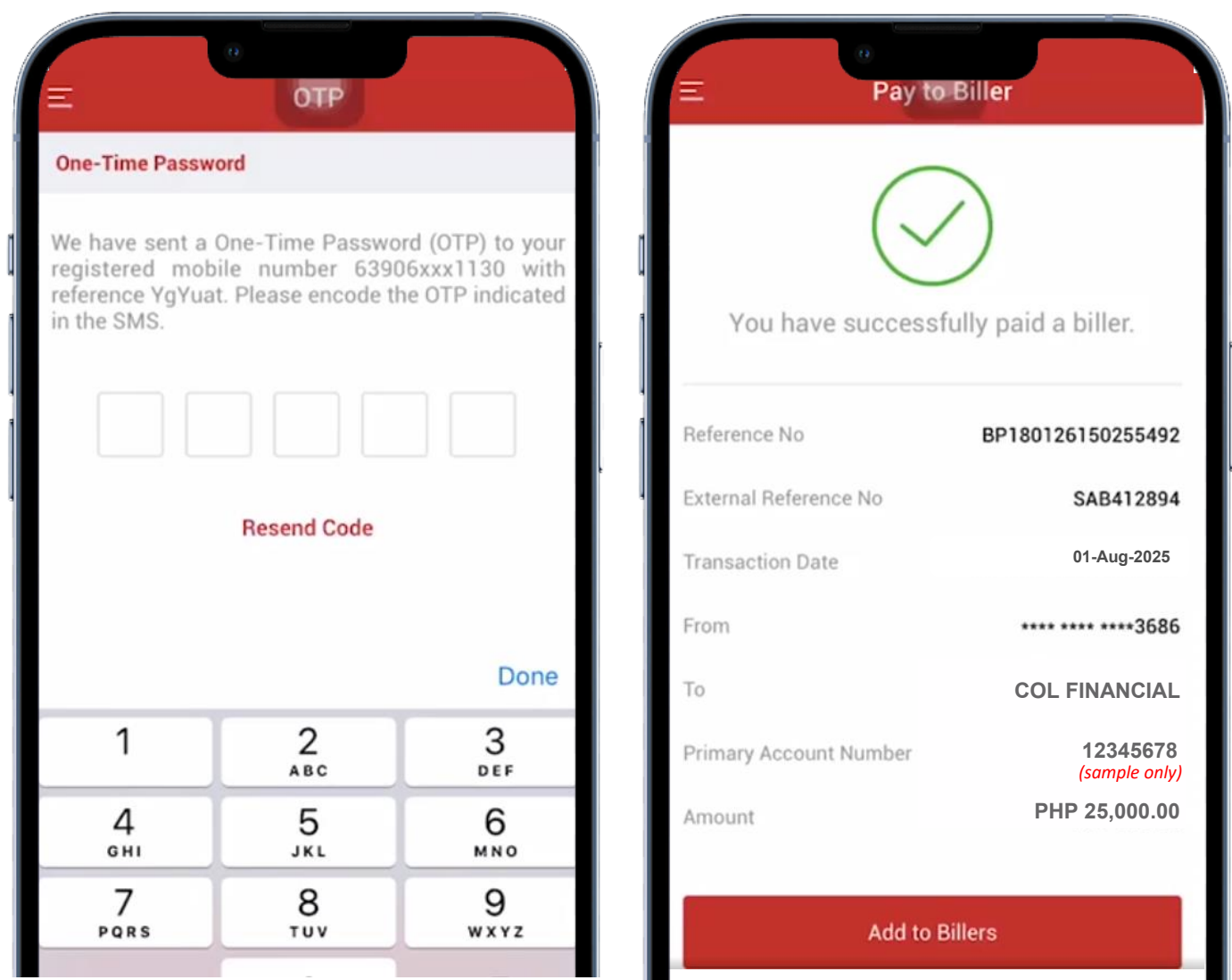


STEP 4

Review your details and tap **Confirm** to proceed.



PART 2: Funding your COL account via Chinabank mobile app



STEP 5

Enter the One-Time-Password (OTP) sent to your registered mobile number to confirm and finish your transaction.

You'll be redirected to the confirmation page after successful payment.

NOTE: Your deposit will be credited to your COL account within 24 hours (excluding weekends and holidays).